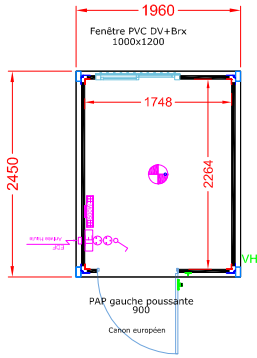
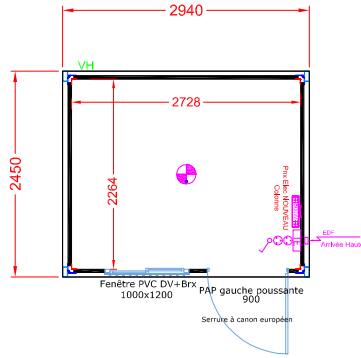


# BATiX <sup>CE</sup> MONOBLOC



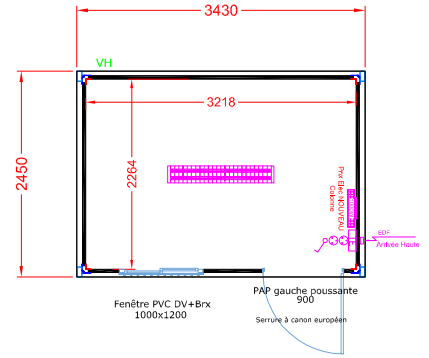
↑  
PRISES ELEVATEUR  
Demi-Prises élévateur

**X 142 P - DV BRX**



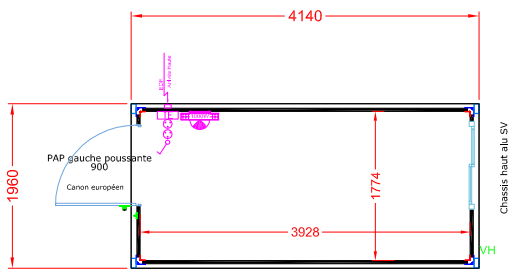
↑  
PRISES ELEVATEUR  
Demi-Prises élévateur

**X 242 L/P - DV BRX**



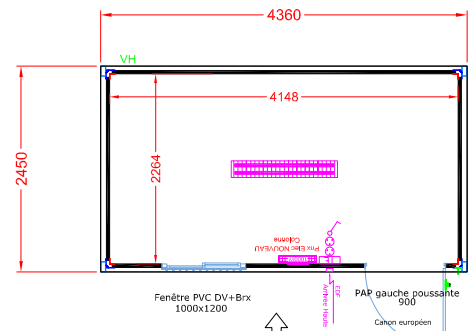
↑  
PRISES ELEVATEUR

**X 342 L/P - DV BRX**



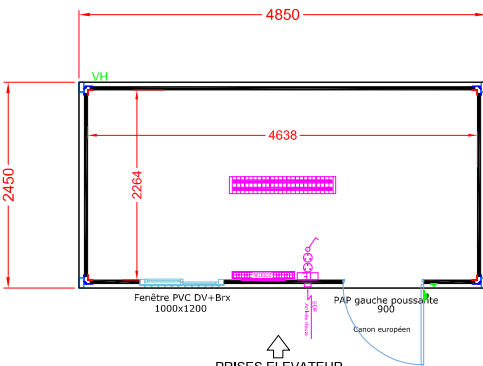
↑  
PRISES ELEVATEUR

**X 442 R - SV**



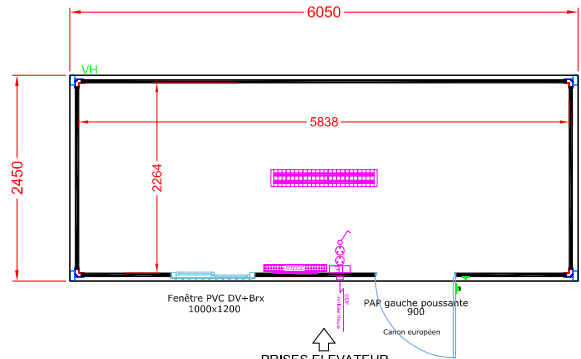
↑  
PRISES ELEVATEUR

**X 442 L/P - DV BRX**



↑  
PRISES ELEVATEUR  
Entre axe: 920mm

**X 542 L/P - DV BRX**

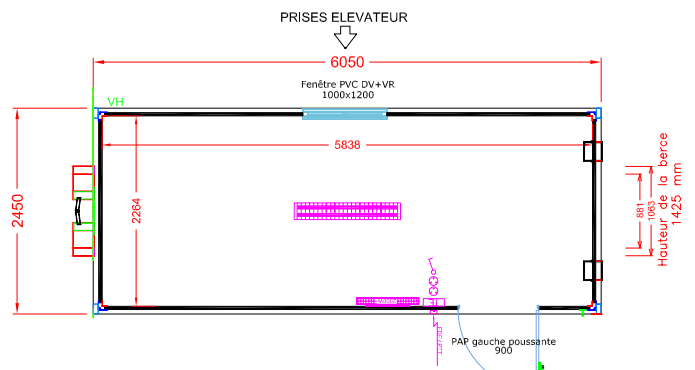


↑  
PRISES ELEVATEUR  
Entre axe: 920mm

**X 642 L/P - DV BRX**



**X542 / X 642 - POLYBENNE**



**POLYBENNE X 642 L - DV VR**

