

PPC-621W

21.5" Configurable Panel PC Chassis for Selectable Mini-ITX Motherboards

NEW



Features

- 21.5" true-flat panel PC with multi-touch projected capacitive
- Supports certified mini-ITX motherboards (up to 65W TDP processor)
- PCI or PCIe expansion slots
- Front-facing power status LED indicators
- IP66-rated front panel
- Support dual HDD drawer

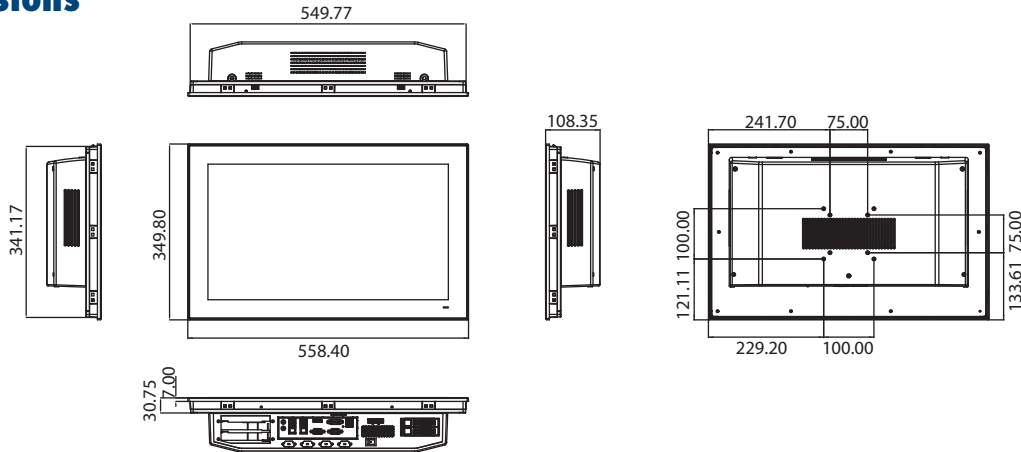


Specifications

Model	PPC-621W-PTA	
Supported Motherboard	PPC-MB series	
Chassis	Storage	2 x 2.5" SATA HDD bay
	I/O	4 x Reserved ports (DB9) 2 x WLAN antenna holes
		1 x DC-In 1 x Power switch Reserved opening: According to the PPC-MB series motherboard specifications
	Expansion	1 x PCIe x4 or 2 x PCI (in the accessory box) 2 x PCIe x1 (optional) 1 x PCIe x1 + 1 x PCI (optional) 2 x PCIe x8 (optional, only for PPC-MB-6X0) 1 x PCIe x16 (optional, only for PPC-MB-6X0)
	Speaker	2 x 1 W
	Fan	2 x 12V; 60 x 60 x 25 mm (2.36 x 2.36 x 0.98 in)
Physical Characteristics	Dimensions (W x H x D)	558 x 349.8 x 108.2mm (21.9" x 13.7" x 4.26")
	Weight	8.4kg (18.5lb)
OS Support	According to motherboard specifications	
Power Consumption	Input Voltage 24V _{DC} ±20%, 12A	
LCD Display	Display Type	21.5" TFT LED panel
	Max. Resolution	1920 x 1080
	Viewing Angle	89 (left), 89 (right), 89 (up), 89 (down)
	Luminance (cd/m ²)	250
	Contrast Ratio	1000
	Backlight Lifetime	50,000 hr
Touchscreen	Touch Type	10-point multi-touch projected capacitive
	Light Transmission	≥ 88%
	Controller	USB interface
Environment	Operating Temperature	0 ~ 50 °C (32 ~ 122 °F)(With 35W CPU) 0 ~ 45 °C (32 ~ 113 °F)(With 65W CPU) *** please refer to the PPC-MB series CPU list
		Storage Temperature
	Relative Humidity	10 ~ 95% @ 40 °C (non-condensing)
	Shock	Operating: 10 G peak acceleration (11 ms duration), IEC 60068-2-27 compliant
	Vibration	Operating: Random vibration test 5 ~ 500 Hz, 1 Grms @ with SSD, IEC 60068-2-64 compliant
	EMC	CE, FCC, Class A, UKCA, VCCI
	Safety	CB, CCC, UL, UKCA
	Front Panel Protection	IP66 compliant

Dimensions

Unit: mm



Panel Cutout Dimensions: 550.3 x 341.8 mm (21.66 x 13.45 in)

Ordering Information

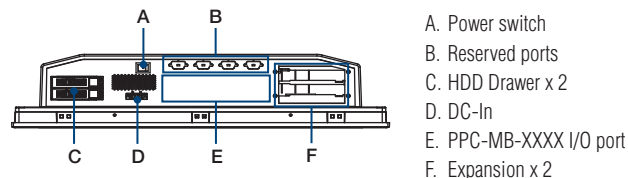
M/B Part Number	Chassis Part Number	Cooler Part Number
PPC-MB-8260AE / PPC-MB-610 / PPC-MB-8260B / PPC-MB-610B (assembled in China)	PPC-621W-PTA (assembled in China)	1960053207N001
PPC-MB-8260AU / PPC-MB-610U/ PPC-MB-8260BU / PPC-MB-610BU (assembled in Taiwan)	PPC-621W-PTAU (assembled in Taiwan)	1960053207N001

Note 1. The motherboard, chassis, and cooler should be ordered together to ensure easy configuration.
Note 2. The chassis is equipped with riser cards.

Optional Accessories

Part Number	Description
PPC-WLAN-C1E	M.2 Wi-Fi Module with Antenna cable support 2T2R
9893BE0200E	Riser card with 2 x PCIe x1 slots
9893BE03000	Riser card with 1 x PCIe x1 and 1 x PCI slots
9893BE17000	Riser card with 2 x PCIe x8 slots (only for PPC-MB-6X0)
98R36151C20	Riser card with 1 x PCIe x16 slots (only for PPC-MB-6X0)
PPC-ARM-A03	ARM VESA Standard (A-CLEVER) for PPC series
PPC-174T-WL-MTE	Wall mount kit for PPC series
PPC-Stand-A1E	Stand for PPC series
98R3P612100	TPM module for PPC-MB-6X0

I/O View



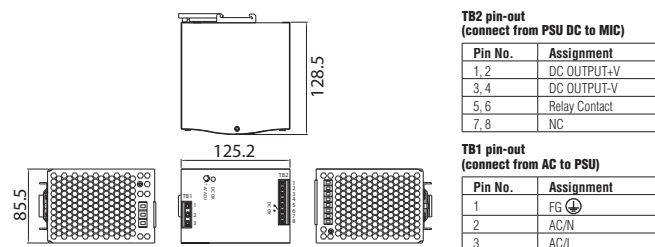
Note 1: The max. dimension of expansion cards supported is 205 x 110 x 40 mm.
Note 2: If the two slots are to be used simultaneously, the max. dimension supported is 205 x 110 x 20 mm for each PCI or PCIe expansion card.
Note 3: The max. power consumption of PCIe expansion card supported is 75W.

Optional Accessories

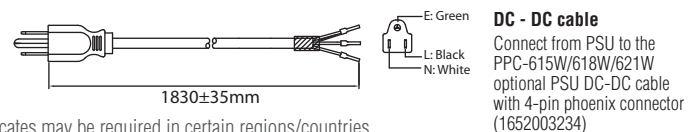
Part Number	Description
96PSA-A230W24P4-3	ADP A/D 100-240V 230W 24V C14 TERMINAL BLOCK 4P
1702002600	Power cord (USA) UL/CSA, 3-pin, 10A, 125V, 1.83 M, 180 D
1700022940-01	Power cord PSE, 3-pin, 7A, 125V, 3M, DAC-ST01
1702002605	Power Cord (EU), 3-pin, 10A, 250V 1.83M, 90D
96PSD-A480W24-MS*	PSU 100-240V 480W 24V
1700031170-01	DC-DC power cord, A cable TEM*4/TEM*4 UL2464 18AWG 150cm
1700029720-01	AC-DC power cord (US), M cable AC CONN 3P 183cm
1700030520-01	AC-DC power cord (CN), M cable conn 3P CCC 10A 250V 150cm
1700031408-01	AC-DC power cord (EU), M cable conn 3P/G-TEM*3 80CM

* please use 480W PSU when GPU card is Added.

Power Supply Cabling Guide



PSU power cord & Pin Definition (connect from AC to DC)



Please note: If some optional modules are offered with the system, additional system certificates may be required in certain regions/countries.
Please contact Advantech for certificate compliance.