

HPC-6120

1U short-depth Optimized Chassis for ASMB-61 Series Edge Server Board

NEW



Features


- Supports ASMB-61 edge series proprietary motherboard
- 18" short-depth chassis design
- Four PCIe expansion slots support
- GPU Card support with active FAN
- Two hot-swappable 2.5" SATA/SAS/SSD drive bays
- Multiple power supply options
- 1U Front Bezel in option

CE FCC

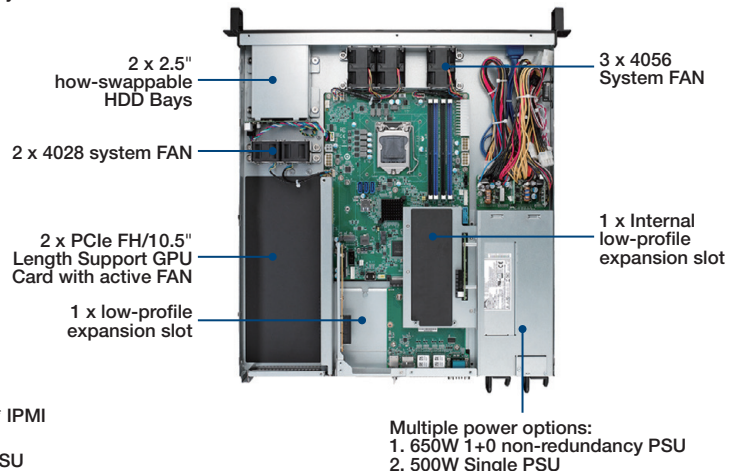
Specifications

| | | External | Internal |
|--------------------------|------------------------|---|----------------------------------|
| Drive Bay | 2.5" | 2 | - |
| | 3.5" | - | - |
| Cooling | Fan | 3 (4cm/34 CFM) + 2 (4cm/23 CFM) | |
| | Air Filter | No | |
| Front I/O Interface | USB3.0 | 2 | |
| Miscellaneous | LED Indicators | Power Status, LAN Status, System information LED | |
| Expansion slot | Left Riser Card | Two PCIe FH/10.5" Length slot (Total 300W power consumption) | |
| | Middle Riser Card | One PCIe low-profile slot | |
| | Internal Riser Card | One internal PCIe low-profile slot (without opening in rear side) | |
| Environment | | Operating | Non-operating |
| | Temperature | 0 ~ 40 °C (32 ~ 104 °F) | -40 ~ 70 °C (-40 ~ 156 °F) |
| | Humidity | 10 ~ 95% @ 40 °C, non-condensing | 10 ~ 95% @ 70 °C, non-condensing |
| | Vibration | 0.3 Grms | 2 Grms |
| | Shock | 10 G (with 11 ms duration, half sine wave) | |
| Physical Characteristics | Dimensions (W x H x D) | 438 mm x 44 mm x 480 mm (17.24" x 1.73" x 18.9") | |
| | Weight | 12 kg | |

Front View

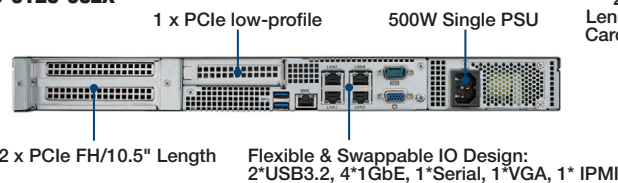


Inside View



Rear View

HPC-6120-50ZX

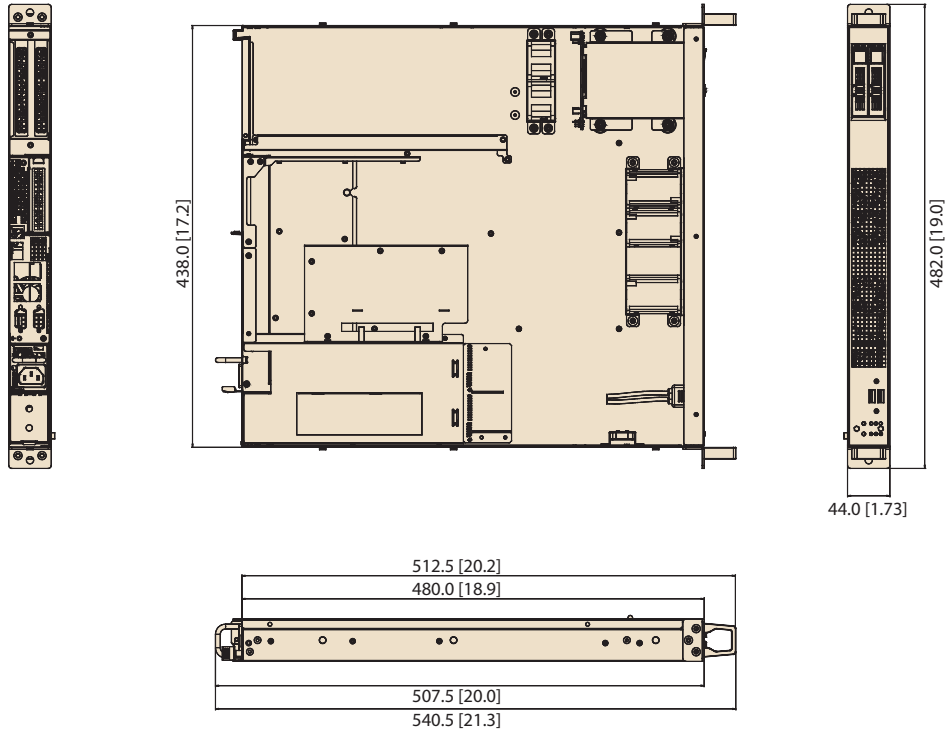


HPC-6120-65ZX



Dimensions

Unit: mm [inch]



Ordering Information

| Part Number | MB Form Factor | CPU | CPU Cooler | GPU | Built-in PSU |
|---------------|----------------|---------------------|-------------|----------------------|---------------------------------------|
| HPC-6120-50ZX | Proprietary | Single P, up to 65W | 1U Heatsink | 150W with active FAN | 500W, Single Flex ATX PSU |
| HPC-6120-65ZX | Proprietary | Single P, up to 65W | 1U Heatsink | 300W with active FAN | 650W, 1+0 Single (non-redundancy) PSU |

Packing List

| Part Number | Description | Quantity |
|----------------|----------------------------|----------|
| 1960080991N001 | Rack Mounting Bracket | 2 |
| 1960073563T011 | Handler | 2 |
| 1750007501-01 | 4056 System FAN | 3 |
| 1750006764-01 | 4028 System FAN | 2 |
| 1960101644N000 | Internal Riser Bracket | 1 |
| 1990038021T000 | Mylar for Internal Bracket | 1 |

Optional Accessories

| Part Number | Description | Quantity |
|-------------------|---|----------|
| 1700030122-01 | GPU power cable for GPU card with PCIe 8P+8P power connector. | 1 |
| 968DE00012 | 20" ~ 22" Slide Rail fit 438mm Chassis | 1 |
| XSUN-TG15-0650-01 | RPSU MODULE A/D 100-240V 650W W/ PFC | 1 |
| 98R1610020E | 1U Bezel | 1 |

Note. GPU Power Cable quantity depends on GPU Cards power connector quantity.